

Sydney Domestic Airport Terminal 3

Pickup Instructions for Qantas Arrivals


Take advantage of our complimentary airport shuttle bus service to get to East Coast Car Rentals' Sydney Branch:

After you have collected your luggage please call [1 800 474 258](tel:1800474258) or [\(+61\) 07 5555 8908](tel:+610755558908)

Step 1 – Exit & Join P1 Walkway

Exit T3 Arrivals, cross the traffic lights, continue along the P1 walkway, then take the first left.





Step 2 – Continue Along P1 Walkway


Continue down the walkway and pass the Priority Pick-up area.





Step 3 – Enter P2 Car Park


Continue into the P2 car park, following the pedestrian walkway. Turn left to follow the signs to 'Priority and Express Pick-up.'


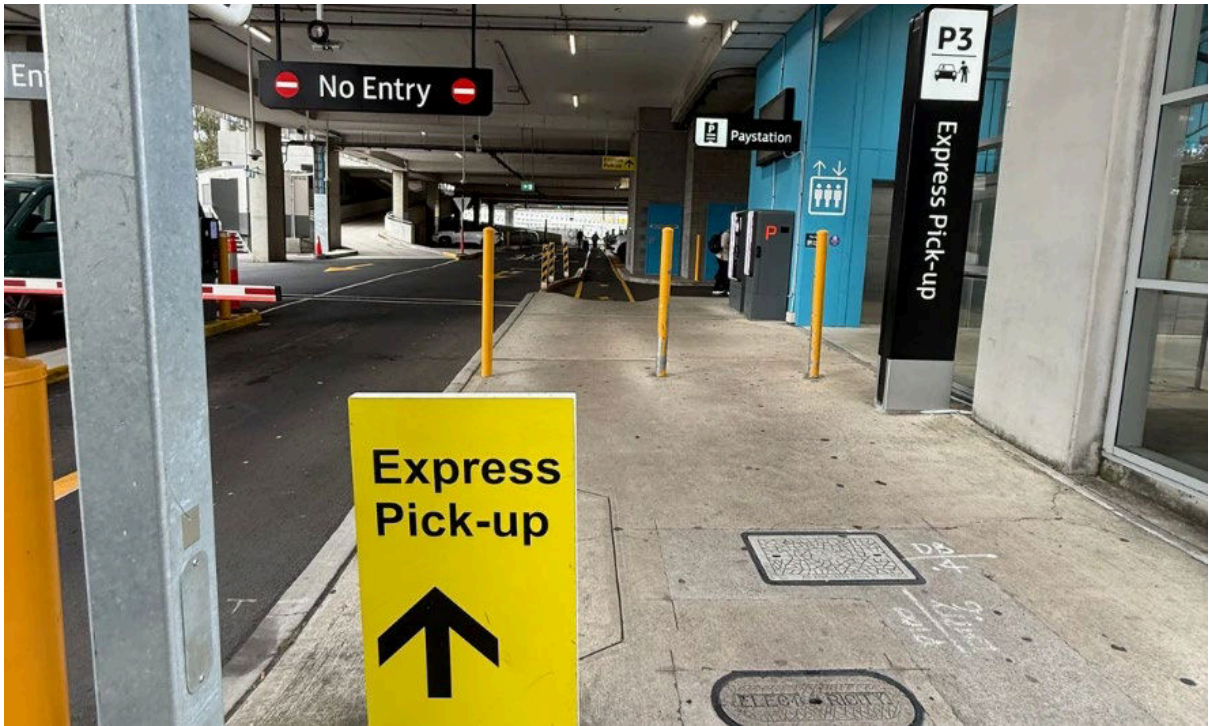





Step 4 – Cross & Continue Straight

Follow the hallway **STRAIGHT** down to the carousels following the RED “**Qantas Baggage Services**” signs. At the crossing continue straight.









Step 5 – Walk to Shuttle Area

Continue straight past the waiting area to the shuttle zone.





You've made it! Keep an eye out for our yellow shuttle buses.



If there isn't already, someone from our team will be here shortly to pick you up. Thank you for renting with East Coast Car Rentals, we hope you enjoy your time here in Sydney.