

Passenger Directions to New Pick-up Area

Please be aware the signage and wayfinding in these images have not been updated. These changes will take place on the evening of Sunday 19 April 2026.

Walking from T2...

1. a) Exit T2 Arrivals level and cross the pedestrian crossing and set of lights towards the P1 walkway.



Walking from T3...

1. b) Exit T3 Arrivals and cross the set of lights, continue down the P1 walkway and take the first right.




From the P1 Walkway onwards...


2. Continue down the P1 walkway and walk past the Priority Pick-up Area.





3. Enter the P2 car park and continue along the pedestrian walkway, past the bathrooms.



4. Cross the road and walk past the P3 car park elevators, to take an immediate left.



- Continue past the Express Pick-up waiting area and continue straight towards the entrance.



(Fences will be removed once construction is complete!)

To The Dedicated Shuttle Accessibility Bay

1. Walk to the T2 inner kerb (which is the pathway between the pedestrian crossing and the set of lights).



2. Continue down the path past the T2 accessibility bays and the International Transfer/Blu Emu bus zone.





3. Go past the white column. The waiting area is in green below.

